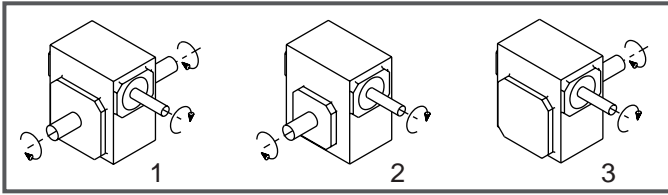


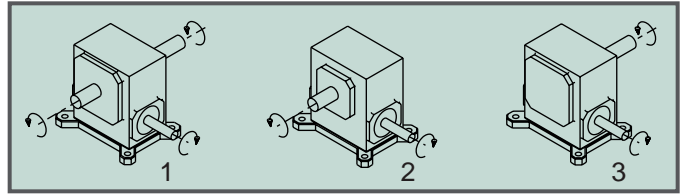
Single Reduction

Worm Gear Assemblies

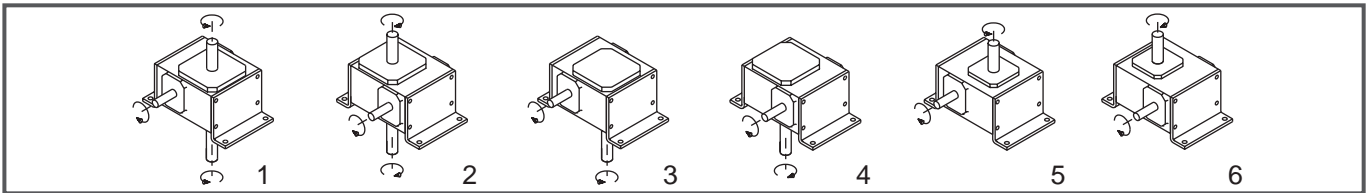
Styles B, BMQ, BM & R, RMQ, RM
T, TMQ, TM



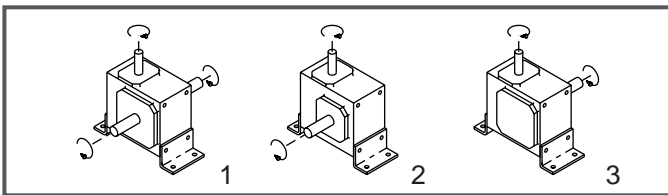
Styles U, UMQ, UM



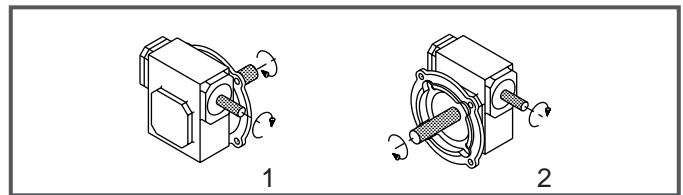
Styles V(L or H), V(L or H)MQ, V(L or H)M



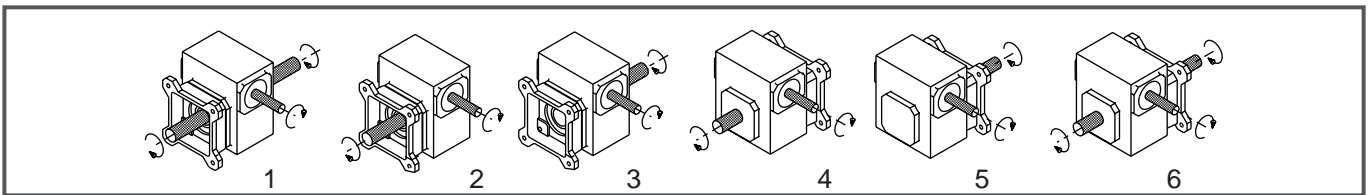
Styles J, JMQ, JM



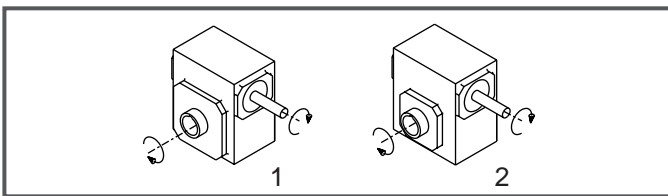
Styles C, CMQ, CM



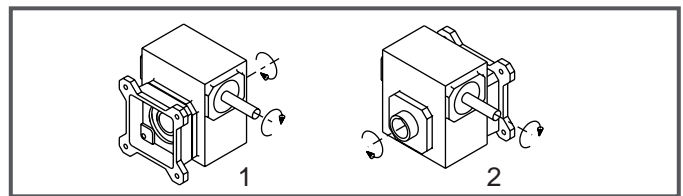
Styles F, FMQ, FM



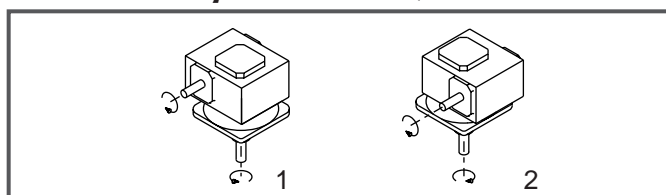
Styles H, HMQ, HM



Styles FH, FHMQ, FHM



Styles FE, FEMQ, FEM



Note: The shaded mounting positions are not recommended due to the increased probability of leakage from high speed shaft seals. Assembly position options also apply to motor flange units ("MQ" and "M"). Some assembly position options may not be available for all unit sizes. Contact factory for verification. The input shaft may be rotated in either direction. Units are for mounting as shown. Contact factory for other mountings.

GROVE GEAR

Davis Industries, Inc. Phone & Fax: 800-577-0559 E-mail: sales@davis-ohio.com